




CARPET METAL & SPECIALTY ACCESSORIES

Product Catalog **2020**





The information in this catalog is gathered from customers, end users, and our personal experiences. The products have been created to provide you with solutions for today's transition challenges.

We would like to thank you for your patronage and for giving us the opportunity to become "Your Flooring Accessories Specialist". Being "Your Flooring Accessories Specialist" means ...

- We will provide the best service in the industry by utilizing a team of dedicated Customer Service Specialists.
- Our product will maintain a high degree of consistency and quality to meet the needs of our customers, by manufacturing our product to ISO standards.
- We will incorporate our customers input when making decisions, by using ideas and suggestions brought to us.
- All our business dealings will be handled with integrity, by ensuring customers and suppliers alike know the facts.
- New product innovation will be an integral part of our business strategy, by continually anticipating market trends and designing the accessories demanded by the industry.

For questions or concerns pertaining to products contained in this catalog, please contact our Customer Service department. Our team of specialists will be happy to assist you.

Toll free: 1 800 565 6653

E-mail: service@mdteam.com

Website: www.mdpro.com

TABLE OF CONTENTS

TAP DOWNS

| | |
|--------------|-------|
| CM1740 | Pg.04 |
| CM1741 | Pg.04 |
| CM1750 | Pg.04 |
| CM1760 | Pg.05 |
| CM1770..... | Pg.05 |
| CM1780 | Pg.05 |
| CM1621 | Pg.05 |
| CM1650 | Pg.06 |
| CM1653 | Pg.06 |
| CM1657..... | Pg.06 |

BEVEL BARS

| | |
|--------------|-------|
| CM1196 | Pg.07 |
| CM1197 | Pg.07 |
| CM2196 | Pg.07 |
| CM2197..... | Pg.07 |
| CM3196 | Pg.08 |

SEAM BINDERS

| | |
|--------------|-------|
| CM1342 | Pg.08 |
| CM1344 | Pg.08 |
| CM1142 | Pg.09 |

NOSING

| | |
|--------------|-------|
| CM2184 | Pg.09 |
| CM2190 | Pg.09 |
| CM2191 | Pg.10 |
| CM2193 | Pg.10 |
| CM2199 | Pg.10 |
| CM2194 | Pg.11 |
| CM2182 | Pg.11 |
| CM2195 | Pg.11 |
| CM2198 | Pg.12 |
| CM2185 | Pg.12 |
| CM2192 | Pg.12 |

THRESHOLDS

| | |
|---------------|-------|
| CM1144..... | Pg.13 |
| CM1145..... | Pg.13 |
| CM1146..... | Pg.14 |
| CM1148..... | Pg.14 |
| WSB4424 | Pg.14 |

| | |
|----------------|-------|
| WSB4425 | Pg.14 |
| WSB4426..... | Pg.14 |
| WSB4424LP..... | Pg.14 |
| WSB4425LP..... | Pg.14 |
| WSB4426LP..... | Pg.14 |

SPECIALTY

| | |
|--------------|-------|
| CM1121..... | Pg.15 |
| CM1122..... | Pg.15 |
| CM1125..... | Pg.15 |
| CM1155..... | Pg.16 |
| CM14281..... | Pg.16 |
| CM2130 | Pg.16 |
| CM330..... | Pg.17 |
| CM331..... | Pg.17 |
| CM3330..... | Pg.17 |
| CM3340..... | Pg.18 |
| CM3220..... | Pg.18 |
| CM1666 | Pg.18 |
| CM1766..... | Pg.19 |
| CM3210 | Pg.19 |
| CM1162 | Pg.19 |
| CM1163 | Pg.19 |
| CM1164..... | Pg.19 |

CAP TRACK - PINLESS

| | |
|--------------|-------|
| CM1651..... | Pg.20 |
| CM1655 | Pg.20 |
| CM1658 | Pg.20 |
| CM1659 | Pg.20 |
| CM1660 | Pg.20 |

CAP TRACK - PINNED

| | |
|--------------|-------|
| CM1751 | Pg.21 |
| CM1752..... | Pg.21 |
| CM1755..... | Pg.21 |
| CM1759..... | Pg.21 |

LUXURY VINYL FINISHING ESSENTIALS

LVT FLOOR PROFILES

| | |
|--------------|-------|
| CM2161 | Pg.22 |
| CM2162 | Pg.22 |
| LV8903..... | Pg.22 |
| LV8905..... | Pg.22 |
| LV8907 | Pg.22 |
| LV8303..... | Pg.23 |
| LV8305..... | Pg.23 |
| LV8307 | Pg.23 |
| LV8503..... | Pg.23 |
| LV8505..... | Pg.23 |
| LV8507 | Pg.23 |

LVT STAIR PROFILES

| | |
|--------------|-------|
| LV8603..... | Pg.24 |
| LV8605..... | Pg.24 |
| LV8607 | Pg.24 |
| LV8803..... | Pg.24 |
| LV8805..... | Pg.24 |
| LV8807 | Pg.24 |
| LV8703 | Pg.24 |
| LV8705 | Pg.24 |
| LV8707 | Pg.24 |

LVT MULTI-PURPOSE PROFILES

| | |
|--------------|-------|
| CM1156 | Pg.25 |
| CM1158 | Pg.25 |

ALUMINUM FINISHES

| | |
|-------|-------|
| | Pg.26 |
|-------|-------|

POLICY AND WARRANTY

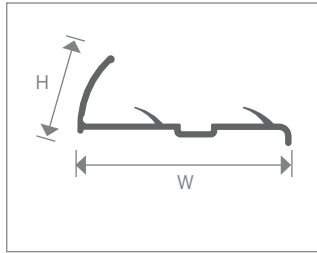
| | |
|-------|-------|
| | Pg.26 |
|-------|-------|

CARPET METAL & SPECIALTY TRIM

M-D PRO's traditional line of carpet metal and specialty trim was designed to provide products that aid in unique and detail oriented installations. This tried and true program has been honed and fine tuned over decades of countless installations and experience. These can include applications such as counters, mirrors/glass, fireplaces, and wheelchair accessible ramps. No matter what the situation is, M-D PRO can provide the item to finish the job with functionality and flare.



TAPDOWNS



CM1740

Residential weight pinned Tapdown. For use with low to medium pile action backed carpet up to 30 oz. Ultra Pin system for maximum holding strength.

ADA compliant after install.*

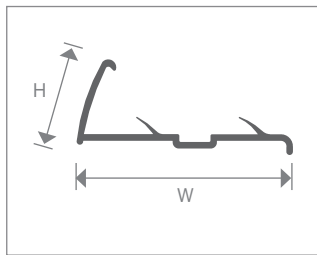
LENGTH: 12 FT | PACK SIZE: 42 PCS
AVAILABLE IN FLEX (CONTOUR) : 12 PCS 

| Profile Number | Dimensions | Finishes | | | |
|----------------|------------|----------|-----|-----|-----|
| | | HAB | HGA | HSI | HTI |

 CM1740

H=9/16" (14.5mm), W=1-3/8" (35mm)

• • • •



CM1741

Residential weight pinned Tapdown with additional top return to lock in carpet. For use with low to medium pile action backed carpet up to 30 oz. Ultra Pin system for maximum holding strength.

ADA compliant after install.*

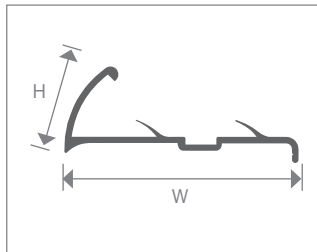
LENGTH: 12 FT | PACK SIZE: 42 PCS

| Profile Number | Dimensions | Finishes | | | |
|----------------|------------|----------|-----|-----|-----|
| | | HAB | HGA | HSI | HTI |

 CM1741

H=9/16" (14.5mm), W=1-3/8" (35mm)

• • • •



CM1750

Heavy duty pinned Tapdown for use with high pile action backed carpet up to 60oz. Ultra Pin system for maximum holding strength.

ADA compliant after install.*

LENGTH: 12 FT | PACK SIZE: 42 PCS

| Profile Number | Dimensions | Finishes | | | | |
|----------------|------------|----------|-----|-----|-----|-----|
| | | CVG | HAB | HGA | HSI | HTI |

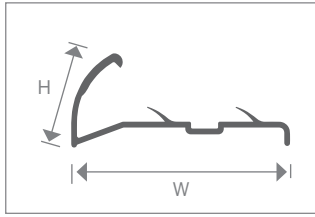
 CM1750

H=5/8" (16mm), W=1-1/2" (38mm)

• • • • •

*  Denotes ADA Compliant Profiles

TAPDOWNS

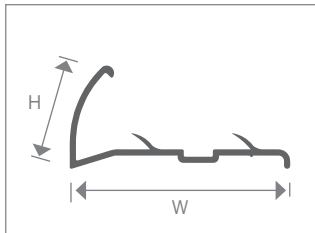


CM1760

Extra heavy duty pinned Tapdown for use with the thickest action backed carpets. Ultra Pin system for maximum holding strength. 3/4" (19mm) top face.

LENGTH: 12 FT | PACK SIZE: 42 PCS
AVAILABLE IN FLEX (CONTOUR) : 12 PCS

| Profile Number | Dimensions | Finishes | | | |
|----------------|--------------------------------|----------|-----|-----|-----|
| | | CVG | HGA | HSI | HTI |
| CM1760 | H=3/4" (19mm), W=1-5/8" (41mm) | . | . | . | . |

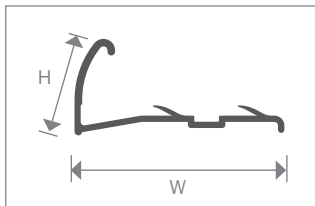


CM1770

Economy large lip 3/4" (19mm) Tapdown for use with the thickest action backed carpet. May be used in areas of low traffic. Ultra Pin system as our other pinned metals for maximum holding strength.

LENGTH: 12 FT | PACK SIZE: 42 PCS
AVAILABLE IN FLEX (CONTOUR) : 12 PCS

| Profile Number | Dimensions | Finishes | | | | |
|----------------|--------------------------------|----------|-----|-----|-----|-----|
| | | CVG | HAB | HGA | HSI | HTI |
| CM1770 | H=3/4" (19mm), W=1-1/2" (38mm) | . | . | . | . | . |



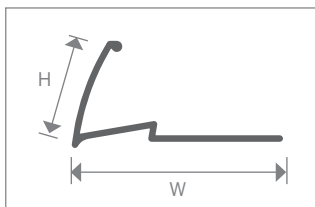
CM1780

Heavy duty pinned Tapdown used to hold down a very thick stretch of carpet.

ADA compliant after install.*

LENGTH: 12 FT | PACK SIZE: 42 PCS

| Profile Number | Dimensions | Finishes | | |
|----------------|------------------------------------|----------|-----|-----|
| | | HGA | HSI | HTI |
| CM1780 | H=51/64" (20mm), W=1-11/16" (43mm) | . | . | . |



CM1621

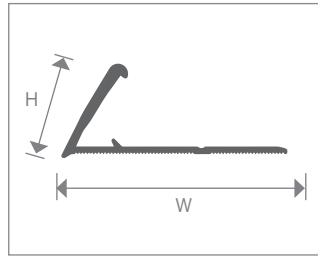
Multi-purpose Tapdown that can be used for carpet underpad installation or glue down installations. The large lip covers even the thickest carpets with room for tucking the edge. Tackless can be used on the bottom for carpet with underpad installations.

LENGTH: 12 FT | PACK SIZE: 42 PCS

| Profile Number | Dimensions | Finishes | | | |
|----------------|--------------------------------|----------|-----|-----|-----|
| | | HAB | HGA | HSI | HTI |
| CM1621 | H=3/4" (19mm), W=1-3/8" (35mm) | . | . | . | . |

* Denotes ADA Compliant Profiles

TAPDOWNS



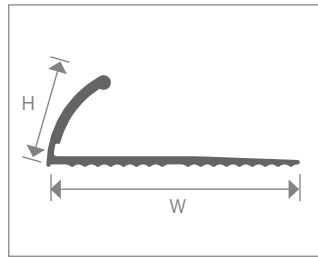
CM1650

Heavy duty pinless Tapdown for use with rubber backed and direct glue down installations. Nail holes on 12" (30.5cm) centres.

ADA compliant after install.*

LENGTH: 12 FT | PACK SIZE: 42 PCS

| Profile Number | Dimensions | Finishes | | | |
|-------------------|--------------------------------|----------|-----|-----|-----|
| | | HGA | HSI | HTI | KHG |
| ADA CM1650 | H=5/8" (16mm), W=1-3/8" (35mm) | • | • | • | • |



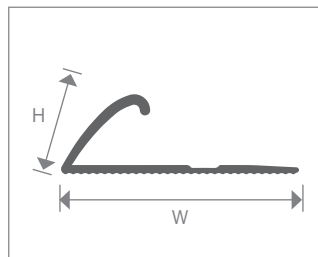
CM1653

Residential weight Pinless Tapdown for use with foam backed carpet or direct glue down installations.

ADA compliant after install.*

LENGTH: 12 FT | PACK SIZE: 42 PCS

| Profile Number | Dimensions | Finishes | | | | | |
|-------------------|-----------------------------------|----------|-----|-----|-----|-----|-----|
| | | CVG | HAB | HCA | HGA | HSI | HTI |
| ADA CM1653 | H=1/2" (12.5mm) , W=1-1/4" (32mm) | • | • | • | • | • | • |



CM1657

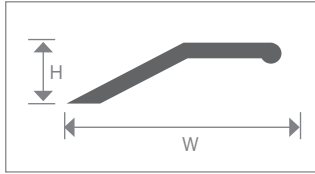

Commercial duty Pinless Tapdown for use in high traffic commercial settings. Used in glue down carpet installations.

LENGTH: 12 FT | PACK SIZE: 12 PCS

| Profile Number | Dimensions | Finishes |
|----------------|----------------------------------|----------|
| | | HSI |
| CM1657 | H=3/4" (19mm), W=1-7/8" (47.5mm) | • |

* **ADA** Denotes ADA Compliant Profiles

BEVEL BARS



CM1196

1" (25mm) Residential Bevel Bar for transitions. Made for height differentials of up to 5/16" (8mm).

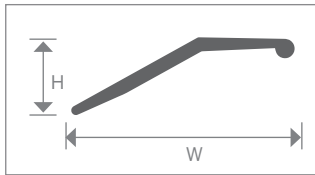
LENGTH: 12 FT | PACK SIZE: 42 PCS

| Profile Number | Dimensions | Finishes | | | | |
|----------------|------------|----------|-----|-----|-----|-----|
| | | CVG | HAB | HGA | HSI | HTI |

ADA CM1196

H=1/4" (6.5mm), W=1" (25mm)

.



CM1197

1" (25mm) Bevel Bar for transitions. Made for height differentials of up to 5/16" (8mm).

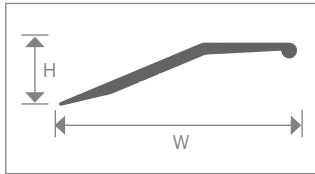

LENGTH: 12 FT | PACK SIZE: 42 PCS

| Profile Number | Dimensions | Finishes | | | | |
|----------------|------------|----------|-----|-----|-----|-----|
| | | CVG | HAB | HGA | HSI | HTI |

ADA CM1197

H=1/4" (6.5mm), W=1" (25mm)

.



CM2196

1-1/2" (38mm) Residential Bevel Bar for transitions. Made for height differentials of up to 3/8" (10mm).

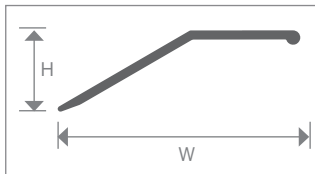
LENGTH: 12 FT | PACK SIZE: 42 PCS
METAL DECOR*: 12 PCS

| Profile Number | Dimensions | Finishes | | | | | | |
|----------------|------------|----------|------|------|-----|-----|-----|-----|
| | | CVG | DOK* | GOK* | HAB | HDB | HGA | HSI |

ADA CM2196

H=3/8" (10mm), W=1-1/2" (38mm)

.



CM2197

1-1/2" (38mm) Economy Bevel Bar for transitions. Made for height differentials of up to 3/8" (10mm).

LENGTH: 12 FT | PACK SIZE: 42 PCS

| Profile Number | Dimensions | Finishes | | | | |
|----------------|------------|----------|-----|-----|-----|-----|
| | | CVG | HAB | HGA | HSI | HTI |

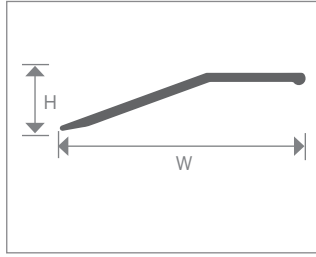
ADA CM2197

H=3/8" (10mm), W=1-1/2" (38mm)

.

* ADA Denotes ADA Compliant Profiles


BEVEL BARS



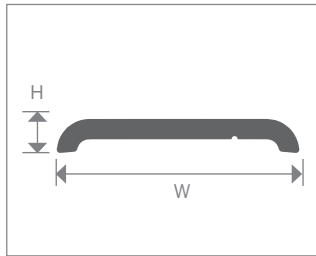
CM3196

2" (51mm) Commercial weight Bevel Bar. For use in high traffic areas or where extreme height differentials exists.

LENGTH: 12 FT | PACK SIZE: 12 PCS

| Profile Number | Dimensions | Finishes | | |
|--|----------------------------|----------|-----|-----|
| | | HGA | HSI | HTI |
|  CM3196 | H=3/8" (10mm), W=2" (51mm) | • | • | • |


SEAM BINDERS

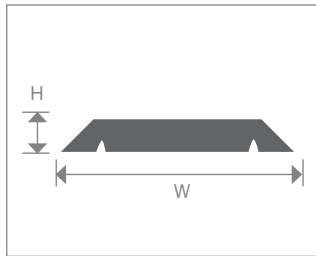


CM1342

3/4" (19mm) Seam Binder Covers seams of hard surface or resilient floors.

LENGTH: 12 FT | PACK SIZE: 42 PCS


| Profile Number | Dimensions | Finishes | | |
|--|--------------------------------|----------|-----|-----|
| | | HGA | HSI | HTI |
|  CM1342 | H=1/10" (2.5mm), W=3/4" (19mm) | • | • | • |



CM1344

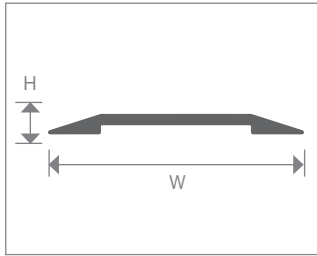

1" (25mm) Flat Joiner. For binding seams at doorways where dissimilar floors of equal height meet.

LENGTH: 12 FT | PACK SIZE: 42 PCS

| Profile Number | Dimensions | Finishes | | | |
|--|------------------------------|----------|-----|-----|-----|
| | | CVG | HGA | HSI | HTI |
|  CM1344 | H=1/10" (2.5mm), W=1" (25mm) | • | • | • | • |

*  Denotes ADA Compliant Profiles


SEAM BINDERS



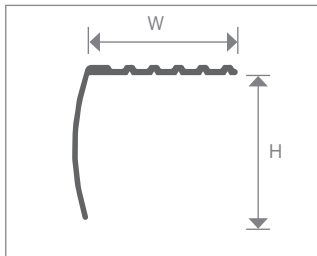
CM1142

1-1/4" (32mm) for seams where greater bridging is required.

LENGTH: 12 FT | PACK SIZE: 42 PCS
METAL DECOR*: 12 PCS

| Profile Number | Dimensions | Finishes | | | | | |
|--|----------------------------------|----------|------|-----|-----|-----|-----|
| | | CVG | GOK* | HAB | HGA | HSI | HTI |
|  CM1142 | H=1/10" (2.5mm), W=1-1/4" (32mm) | . | . | . | . | . | . |

NOSING

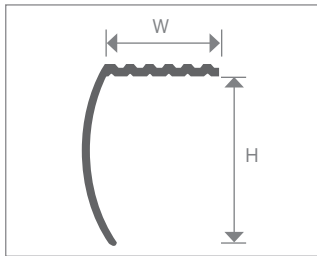



CM2184

1-1/8" (28.5mm) Drop Stair Nosing. Protects edge of stair from damage. This product is designed for light commercial or residential use.

LENGTH: 12 FT | PACK SIZE: 42 PCS
METAL DECOR*: 12 PCS

| Profile Number | Dimensions | Finishes | | | | | | | |
|----------------|--------------------------------------|----------|------|------|-----|-----|-----|-----|-----|
| | | CVG | DOK* | GOK* | HAB | HGA | HSI | HTI | KHG |
| CM2184 | H=1-1/8" (28.5mm), W=1-1/8" (28.5mm) | . | . | . | . | . | . | . | . |



CM2190

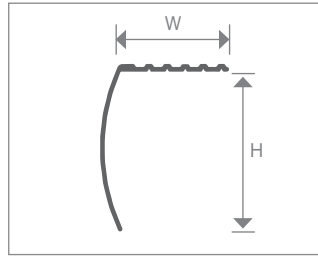
1-3/8" (35mm) Drop Stair Nosing. Protects edge of stair from damage. This product is designed for light commercial or residential use.

LENGTH: 12 FT | PACK SIZE: 12 PCS

| Profile Number | Dimensions | Finishes | | | |
|----------------|------------------------------------|----------|-----|-----|-----|
| | | HDB | HGA | HSI | HTI |
| CM2190 | H=1-3/8" (35mm), W=1-1/8" (28.5mm) | . | . | . | . |

*  Denotes ADA Compliant Profiles

NOSING

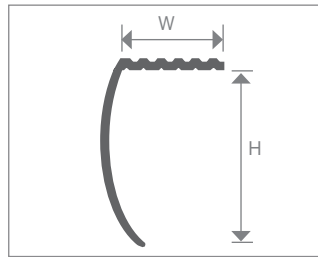


CM2191

1-5/8" (41mm) Drop Stair Nosing. Protects edge of stair from damage. This product is designed for light commercial or residential use.

LENGTH: 12 FT | PACK SIZE: 12 PCS

| Profile Numbers | Dimensions | Finishes | | | | | | |
|-----------------|------------------------------------|----------|-----|-----|-----|-----|-----|-----|
| | | CVG | HAB | HCR | HGA | HSI | HTI | KHG |
| CM2191 | H=1-5/8" (41mm), W=1-1/8" (28.5mm) | • | • | • | • | • | • | • |

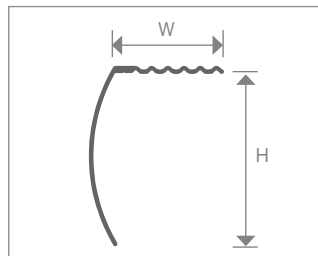


CM2193

1-7/8" (47.5mm) Drop Stair Nosing. Protects edge of stair from damage. This product is designed for light commercial or residential use.

LENGTH: 12 FT | PACK SIZE: 12 PCS

| Profile Number | Dimensions | Finishes | | | |
|----------------|-------------------------------------|----------|-----|-----|-----|
| | | HDB | HGA | HSI | HTI |
| CM2193 | H=1-7/8" (47.5mm), W=1-3/16" (30mm) | • | • | • | • |



CM2199

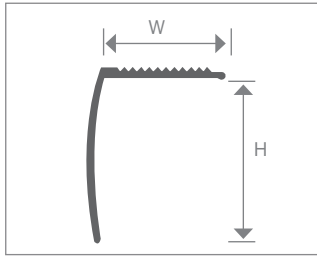
Full 2" (51mm) Drop Stair Nosing. Protects edge of stair from damage. This product is designed for light commercial or residential use.

LENGTH: 12 FT | PACK SIZE: 12 PCS

| Profile Numbers | Dimensions | Finishes | | |
|-----------------|------------------------------|----------|-----|-----|
| | | HGA | HSI | HTI |
| CM2199 | H=2" (51mm), W=1-1/4" (32mm) | • | • | • |

* Denotes ADA Compliant Profiles

NOSING

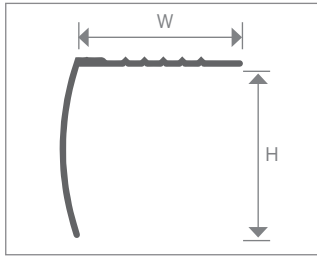


CM2194

Full 2" (51mm) Drop Stair Nosing with 1-1/2" (38mm) top tread. Covers most imperfections. The wider top tread allows for nosing to be secured away from stair edge especially when edges of stairs are damaged. Designed for commercial and residential use.

LENGTH: 12 FT | PACK SIZE: 12 PCS

| Profile Number | Dimensions | Finishes | | |
|----------------|-------------------------------|----------|-----|-----|
| | | HGA | HSI | HTI |
| CM2194 | H=2" (51mm), W= 1-1/2" (38mm) | • | • | • |

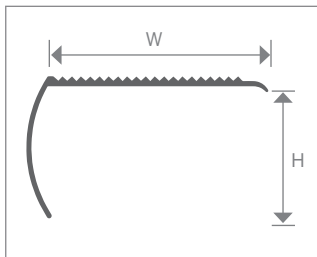


CM2182

1-1/8" (28.5mm) Drop Stair Nosing. Protects edge of stair from damage. Designed for light commercial or residential use.

LENGTH: 12 FT | PACK SIZE: 12 PCS

| Profile Number | Dimensions | Finishes | | | | |
|----------------|--------------------------------------|----------|-----|-----|-----|-----|
| | | CVG | HAB | HGA | HSI | HTI |
| CM2182 | H=1-1/8" (28.5mm), W=1-1/8" (28.5mm) | • | • | • | • | • |



CM2195

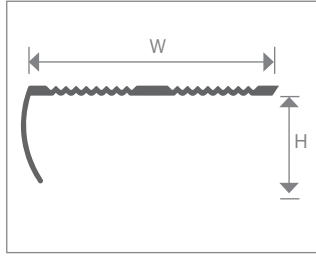
1-1/2" (38mm) Drop X 2-1/2" (63.5mm) Tread Stair Nosing. Provides excellent traction and protection at edge of stair. Ideal for repairing stairs where existing nosing has worn out. Designed for commercial use. Available in Drilled Staggered (DS) or Drilled Center (DC).

LENGTH: 12 FT | PACK SIZE: 12 PCS

| Profile Number | Dimensions | Finishes | | | | |
|----------------|-------------------------------------|----------|-----|-----|-----|-----|
| | | BCL | HGA | HSI | HTI | SGA |
| CM2195 | H=1-1/2" (38mm), W= 2-1/2" (63.5mm) | • | • | • | • | • |

* Denotes ADA Compliant Profiles

NOSING



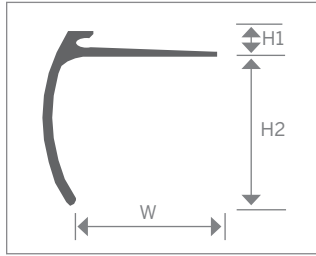
CM2198

1-3/16" (30mm) Drop X 3-1/16" (78mm) Tread Stair Nosing. Provides excellent traction and protection at edge of stair. Ideal for repairing stairs where existing nosing has worn out. Designed for commercial use.

Available in **Drilled Staggered (DS)** or **Drilled Center (DC)**.

LENGTH: 12 FT | PACK SIZE: 12 PCS

| Profile Number | Dimensions | Finishes | |
|----------------|------------------------------------|----------|-----|
| | | BCL | SGA |
| CM2198 | H=1-3/16" (30mm), W=3-1/16" (78mm) | • | • |

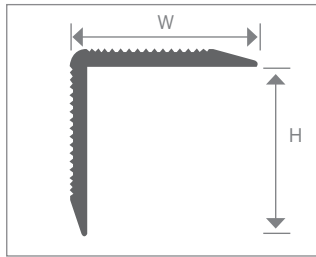



CM2185

Scribe to Nosing for 1/8" (3mm) VCT or resilient floors of similar thicknesses. 1-5/8" (41mm) inside drop to work in most settings. With adhesive reservoir for clean and easy installation.

LENGTH: 12 FT | PACK SIZE: 12 PCS

| Profile Number | Dimensions | Finishes | |
|----------------|---|----------|-----|
| | | SCA | STI |
| CM2185 | H1=1/8" (3mm), H2=1-5/8" (41mm), W=1-3/16" (30mm) | • | • |



CM2192

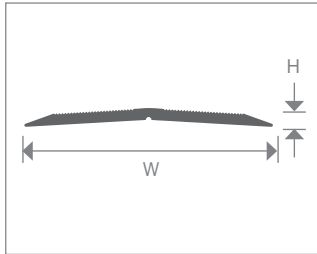
1-3/8" (35mm) Drop Commercial Square Nose for use on concrete pan or square stair. Can also be used as a heavy duty corner guard. Drilling available by special order.

LENGTH: 12 FT | PACK SIZE: 12 PCS

| Profile Number | Dimensions | Finishes |
|----------------|----------------------------------|----------|
| | | MIL |
| CM2192 | H=1-3/8" (35mm), W=1-1/2" (38mm) | • |

* Denotes ADA Compliant Profiles

THRESHOLDS



CM1144

Ribbed threshold for use in joining large gaps. Can also be used as an expansion joint cover. Suitable where low profile or wheelchair access is required. Available in **Drilled Staggered (DS)** or **Drilled Center (DC)**.

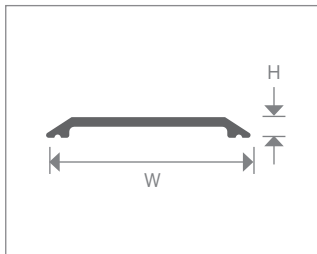

LENGTH: 12 FT | PACK SIZE: 12 PCS

| Profile Number | Dimensions | Finishes |
|----------------|------------|----------|
| | | MIL |

 CM1144

H=3/16" (5mm), W=2-1/2" (63.5mm)

•



CM1145

Smooth-top threshold for use in joining large gaps. Can also be used as an expansion joint cover. Suitable for high traffic areas. Available in **Drilled Staggered (DS)** or **Drilled Center (DC)**.

LENGTH: 12 FT | PACK SIZE: 12 PCS

| Profile Number | Dimensions | Finishes |
|----------------|------------|----------|
| | | MIL |

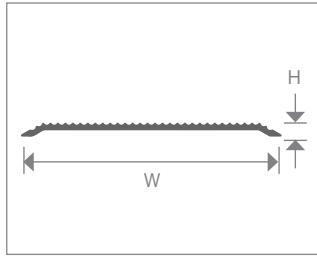

 CM1145

H=1/4" (6.5mm), W=2-1/2" (63.5mm)

•

*  Denotes ADA Compliant Profiles

THRESHOLDS



CM1146/1148

Ribbed threshold for use in joining large gaps. Can also be used as an expansion joint cover.

Available in **Drilled Staggered (DS)** or **Drilled Center (DC)**.

LENGTH: 12 FT | PACK SIZE: 12 PCS

| Profile Number | Dimensions | Finishes |
|----------------|------------|----------|
| | | MIL |

CM1146

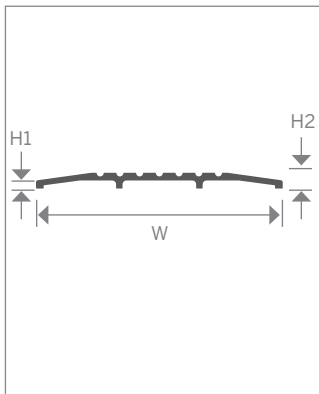
H=1/8" (3mm), W=2-1/2" (63.5mm)

•

CM1148

H=1/8" (3mm), W=4" (101.5mm)

•



WSB4424/4425/4426

Barrier Free quality extruded Aluminum Thresholds designed for use in commercial applications. Support bars built for added strength.

Full 1/2" (12.5mm) height for retrofit situations. 1/4" (6.5mm) low profile (LP) height.

Construction Materials Board (CMB) listed material.

- Thresholds come drilled center line, staggered, or undrilled.
- **Thresholds shown meet requirements of ADA, CAN/CSA-B651 and ADMG-1992.**

Available in **Drilled Staggered (DS)** or **Drilled Center (DC)**.

LENGTH: 12 FT | PACK SIZE: 5 PCS

| Profile Number | Dimensions | Finishes |
|----------------|------------|----------|
| | | MIL |

WSB4424

H1=1/8" (3mm), H2=1/2" (12.5mm), W=4" (10cm)

•

WSB4425

H1=1/8" (3mm), H2=1/2" (12.5mm), W=5" (13cm)

•

WSB4426

H1=1/8" (3mm), H2=1/2" (12.5mm), W=6" (15cm)

•

WSB4424LP

H1=1/8" (3mm), H2=1/4" (6.5mm), W=4" (10cm)

•

WSB4425LP

H1=1/8" (3mm), H2=1/4" (6.5mm), W=5" (13cm)

•

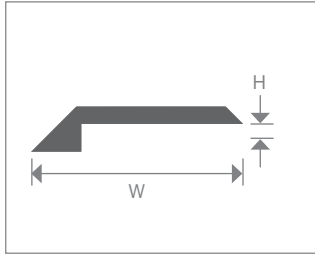
WSB4426LP

H1=1/8" (3mm), H2=1/4" (6.5mm), W=6" (15cm)

•

* Denotes ADA Compliant Profiles

SPECIALTY



CM1121

Tile Edge Cap for Finishing the edge of tile or resilient floor. Accommodates materials from 0.080" (2mm) up to 1/8" (3mm) thick.

LENGTH: 12 FT | PACK SIZE: 42 PCS

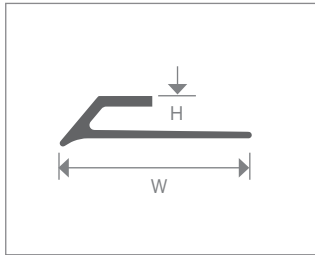

| Profile Number | Dimensions | Finishes | |
|----------------|------------|----------|-----|
| | | HSI | HTI |

CM1121

H=1/10" (2.5mm), W=3/4" (19mm)

•

•



CM1122

Resilient Flooring Cap. Used when coving sheet goods up the wall to finish off the exposed edge. For materials up to 1/10" (2.5mm) or 1/8" (3mm) thick.

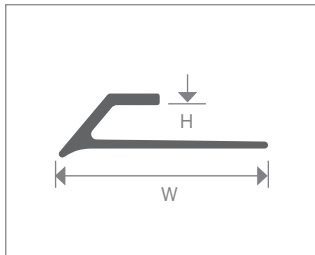

LENGTH: 12 FT | PACK SIZE: 12 PCS

| Profile Number | Dimensions | Finishes |
|----------------|------------|----------|
| | | SCA |

CM1122

H=1/10" (2.5mm), W=15/16" (24mm)

•



CM1125

Resilient Flooring Cap. Used when coving sheet goods up the wall to finish off the exposed edge. For materials up to 1/10" (2.5mm) or 1/8" (3mm) thick.

LENGTH: 12 FT | PACK SIZE: 12 PCS

| Profile Number | Dimensions | Finishes |
|----------------|------------|----------|
| | | SCA |

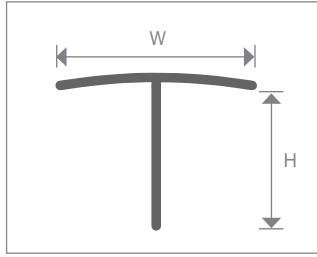
CM1125

H=1/8" (3mm), W=15/16" (24mm)

•

* Denotes ADA Compliant Profiles

SPECIALTY

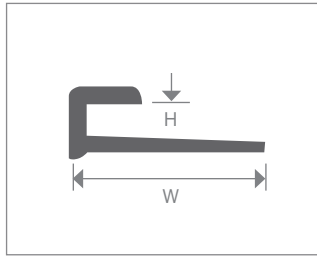



CM1155

7/8" (22mm) wide Hatch Cover molding. Used to cover gaps in the floor where hatch covers are installed.

LENGTH: 12 FT | PACK SIZE: 12 PCS

| Profile Number | Dimensions | Finishes | | |
|----------------|------------------------------|----------|-----|-----|
| | | MIL | SCA | STI |
| ADA CM1155 | H=5/8" (16mm), W=7/8" (22mm) | • | • | • |

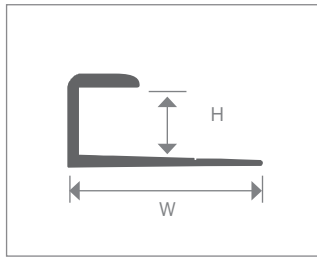


CM14281

1/4" (6mm) face cap trim for 1/8" (3mm) material.

LENGTH: 12 FT | PACK SIZE: 42 PCS

| Profile Number | Dimensions | Finishes | | |
|----------------|-----------------------------|----------|-----|-----|
| | | MIL | SCA | STI |
| ADA CM14281 | H=1/8" (3mm), W=3/4" (19mm) | • | • | • |



CM2130

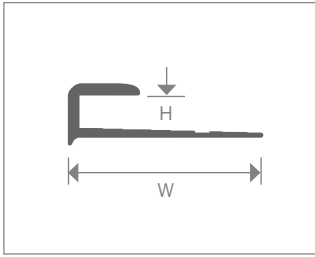

9/32" (7mm) face cap trim for 1/4" (6.5mm) material.

LENGTH: 12 FT | PACK SIZE: 12 PCS

| Profile Number | Dimensions | Finishes | |
|----------------|-------------------------------|----------|-----|
| | | SCA | SGA |
| CM2130 | H=1/4" (6.5mm), W=3/4" (19mm) | • | • |

* ADA Denotes ADA Compliant Profiles

SPECIALTY



CM330

Small face cap trim for 1/10" (2.5mm) material.

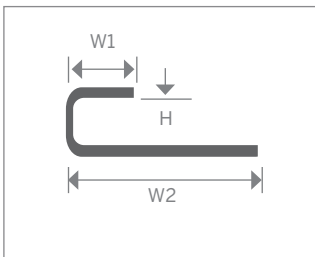
LENGTH: 8 FT | PACK SIZE: 12 PCS

| Profile Number | Dimensions | Finishes | |
|----------------|------------|----------|-----|
| | | MIL | SCA |

CM330

H=1/10" (2.5mm), W=13/16" (20.5mm)

•



CM331

Stainless Steel Cove Cap for use on the wall to provide a coved finish. Can be sealed with silicone to offer excellent resistance to dirt build up. Accepts materials up to 1/8" (3mm) thick.

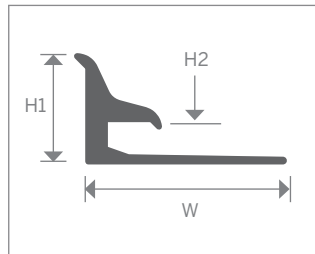

LENGTH: 8 FT | PACK SIZE: 12 PCS

| Profile Number | Dimensions | Finishes | |
|----------------|------------|----------|-----|
| | | MIL | SCA |

CM331

H=1/8" (3mm), W1=5/16" (24mm), W2=7/8" (22mm)

•



CM3330

3/32" (2.4mm) insert cove for resilient sheet goods up to 3/32" (2.4mm).

LENGTH: 12 FT | PACK SIZE: 40 PCS

| Profile Number | Dimensions | Finishes | |
|----------------|------------|----------|-----|
| | | MIL | SCA |

CM3330

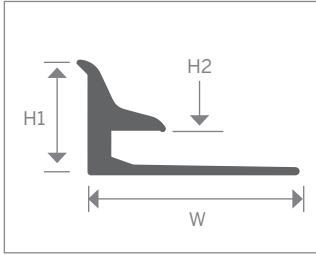

H1=7/16" (11mm), H2=1/10" (2.5mm), W=3/4" (19mm)

•

•

* Denotes ADA Compliant Profiles

SPECIALTY

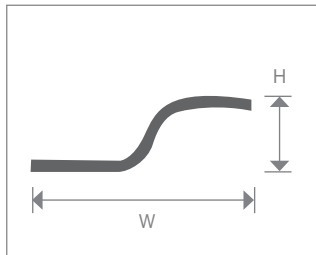


CM3340

1/8" (3mm) insert cove for resilient sheet goods up to 1/8" (3mm).

LENGTH: 12 FT | PACK SIZE: 12 PCS

| Profile Number | Dimensions | Finishes | |
|----------------|---|----------|-----|
| | | MIL | SCA |
| CM3340 | H1=7/16" (11mm), H2=1/8" (3mm), W=3/4" (19mm) | • | • |

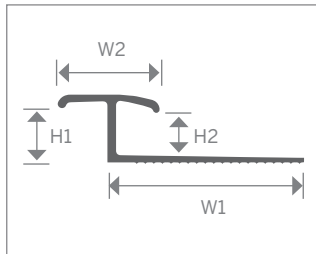


CM3220

Z-Bar is an offset hearth metal for installing carpet around fireplaces. Provides grip while remaining invisible.

LENGTH: 4 FT | PACK SIZE: 25 PCS

| Profile Number | Dimensions | Finishes |
|----------------|-----------------------------------|----------|
| | | MIL |
| CM3220 | H=1/2" (12.5mm), W=1-3/16" (30mm) | • |



CM1666

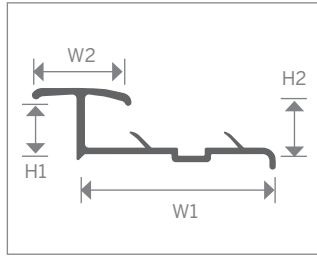
Pinless Divider for commercial use. Used where glue down carpet meets ceramic, hardwood, laminate, cushion floor on plywood or sheet vinyl on subfloor. (Can be adjusted to accept slightly thinner materials). For high traffic areas.

LENGTH: 12 FT | PACK SIZE: 42 PCS

| Profile Number | Dimensions | Finishes | |
|--|--|----------|-----|
| | | HSI | HTI |
|  CM1666 | H1=7/16" (11mm), H2=5/16" (8mm), W1=1-7/16" (36.5mm), W2=3/4" (19mm) | • | • |

*  Denotes ADA Compliant Profiles

SPECIALTY



CM1766

Pinned Divider for commercial use. Used where stretched in carpet meets ceramic, hardwood, laminate, cushion floor on plywood or sheet vinyl on subfloor. (Can be adjusted to accept slightly thinner materials). For high traffic areas.

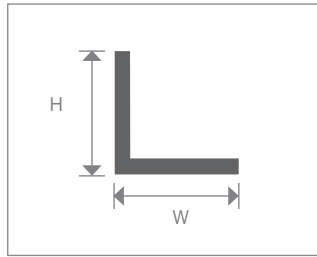

LENGTH: 12 FT | PACK SIZE: 12 PCS

| Profile Number | Dimensions | Finishes | |
|----------------|------------|----------|-----|
| | | HGA | HSI |

ADA CM1766

H1=7/16" (11mm), H2=5/16" (8mm), W1=1-1/2" (38mm), W2=1-13/16" (46mm)

• •



CM1162/1163/1164

Angle for use on corners to protect edge. Can also be used as an accent. Can be drilled.

LENGTH: 12 FT | PACK SIZE: 25 PCS

| Profile Numbers | Dimensions | Finishes | | |
|-----------------|------------|----------|-----|-----|
| | | BCL | SCA | STI |

CM1162

H=1/2" (12.5mm), W=1/2" (12.5mm)

• • •

CM1163

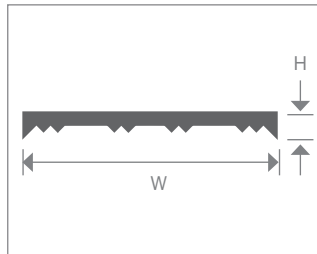
H=3/4" (19mm), W=3/4" (19mm)

• • •

CM1164

H=1" (25mm), W=1" (25mm)

• • •



CM3210

2-1/4" (57mm) wide **SABRE TOOTH STRAIGHT EDGE**. Grooves prevent tool from moving by biting into carpet. Allows carpet technician to cut carpet up to 12 feet wide. Clear Anodized to prevent marking carpet.

SIZE AVAILABLE: SE 29" SE 36" SE 75" SE 84" SE 150"
PACK SIZE: 1 PC

| Profile Number | Dimensions | Finishes |
|----------------|------------|----------|
| | | SCA |

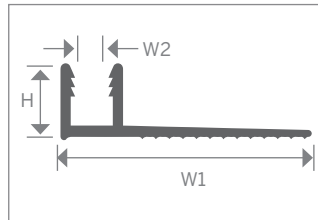
CM3210

H=1/4" (6.5mm), W=2-1/4" (57mm)

•


* **ADA** Denotes ADA Compliant Profiles



CAP TRACK - PINLESS





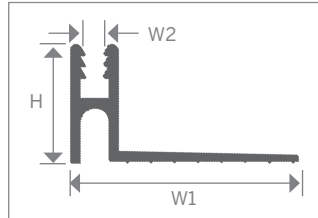
CM1651/1655

Pinless Channel for use where rubber backed carpet meets dissimilar flooring.

LENGTH: 12 FT | PACK SIZE: 25 PCS
 AVAILABLE IN FLEX (CONTOUR) : 12 PCS 
 ALSO AVAILABLE WITH PRE-PUNCHED BASE

| Profile Numbers | Dimensions |  (Use with all 3/16" (5mm) Leg "E" or "T" caps) |  (Use with all 1/8" (3mm) Leg "E" or "T" caps) | Finishes |
|-----------------|------------|---|--|----------|
| | | | | MIL |



| | | | | | |
|--|---|---|--|---|---|
| CM1651  | H=3/8" (10mm), W1=1-1/4" (32mm), W2=1/10" (2.5mm) | | | • | • |
| CM1655  | H=3/8" (10mm), W1=1-1/4" (32mm), W2=5/32" (4mm) | • | | | • |






CM1658/1659/1660

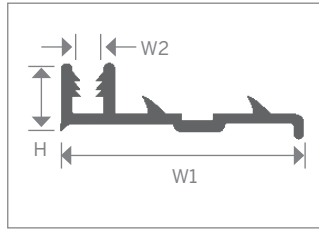
Pinless Channel for areas where extra strength or height is needed. Extra height for installations where floor covering are over 3/8" (9.5mm) high but less than 5/8" (16mm). Tack strips can be used when installing under pad.

LENGTH: 12 FT | PACK SIZE: 12 PCS

| Profile Numbers | Dimensions |  (Use with all 3/16" (5mm) Leg "E" or "T" caps) |  (Use with all 1/8" (3mm) Leg "E" or "T" caps) | Finishes |
|-----------------|------------|---|--|----------|
| | | | | MIL |

| | | | | | |
|--|---|---|--|---|---|
| CM1658  | H=1/2" (12.5mm), W1=1-1/4" (32mm), W2=1/10" (2.5mm) | | | • | • |
| CM1659  | H=5/8" (16mm), W1=1-1/4" (32mm), W2=1/10" (2.5mm) | | | • | • |
| CM1660  | H=11/16" (17.5mm), W1=1-1/4" (32mm), W2=5/32" (4mm) | • | | | • |

CAP TRACK - PINNED

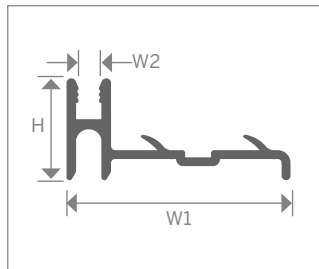


CM1751/1752/1755

Pinned Channel for use where action backed carpet meets dissimilar flooring. Ultra Pin continuous pinning system for maximum holding strength.

LENGTH: 12 FT | PACK SIZE: 25 PCS
 AVAILABLE IN FLEX (CONTOUR): 12 PCS

| Profile Numbers | Dimensions | (Use with all 3/16" (5mm) Leg "E" or "T" caps) | (Use with all 1/8" (3mm) Leg "E" or "T" caps) | Finishes |
|-----------------|--|--|---|----------|
| | | | | MIL |
| CM1751 | H=3/8" (10mm), W1=1-7/16" (36.5mm), W2=1/10" (2.5mm) | | • | • |
| CM1752 | H=3/8" (10mm), W1=1-1/2" (38mm), W2=1/10" (2.5mm) | | • | • |
| CM1755 | H=3/8" (10mm), W1=1-7/16" (36.5mm), W2=5/32" (4mm) | • | | • |



CM1759

Wide Pinned Channel for areas where extra strength or height is needed. Added strength of one piece aluminum track holds up under increased traffic. Ultra Pin continuous pinning system for maximum holding strength. Extra height for installations where floor covering are over 3/8" (10mm) high but less than 3/4" (19mm).

LENGTH: 12 FT | PACK SIZE: 12 PCS

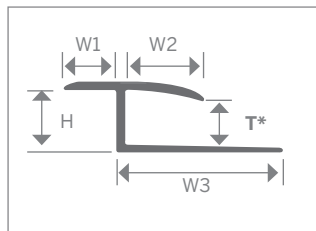
| Profile Number | Dimensions | (Use with all 3/16" (5mm) Leg "E" or "T" caps) | Finishes |
|----------------|---|--|----------|
| | | | MIL |
| CM1759 | H=11/16" (17.5mm), W1=1-1/2" (38mm), W2=5/32" (4mm) | • | • |

LUXURY VINYL FINISHING ESSENTIALS

The **M-D PRO** line of luxury vinyl transitions and finishing accessories provide versatility and function for the most common LVT/LVP applications. Providing these **ESSENTIAL profiles** allows you to consolidate inventory while satisfying customer needs.

- All Floor and Stair profiles can accommodate flooring material up to **7mm thick!**
- **New sizes** provide versatility and range for flooring material thickness
- **Universal 3/8"** top lip accepts both floating and glue down applications
- **Rounded corner edge** for smooth and **safe transition**
- **Durable, anodized finishes** complement today's most popular flooring styles
- Reduce SKU count and stock these **ESSENTIALS** today!

LVT FLOOR PROFILES



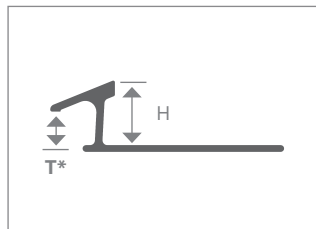
LVT TO CARPET

LVT to Carpet transition for use where Luxury Vinyl Tile or Plank Flooring meets low pile carpet or other flooring material.

LENGTH: 12 FT | PACK SIZE: 12 PCS

*(T) APPLICATION THICKNESS

| Profile Number | Dimensions | Finishes | | |
|----------------|---|----------|-----|-----|
| | | SCA | SAB | STI |
| LV8903 | T=5/64" - 1/8" (2mm - 3mm), H=1/4" (6.5mm), W1=1/4" (6.5mm), W2=3/8" (10mm), W3=3/4" (19mm) | • | • | • |
| LV8905 | T=5/32" - 13/64" (4mm - 5mm), H=1/4" (6.5mm), W1=1/4" (6.5mm), W2=3/8" (10mm), W3=3/4" (19mm) | • | • | • |
| LV8907 | T=15/64" - 9/32" (6mm - 7mm), H=1/4" (6.5mm), W1=1/4" (6.5mm), W2=3/8" (10mm), W3=3/4" (19mm) | • | • | • |



LVT TO TILE ADAPTER

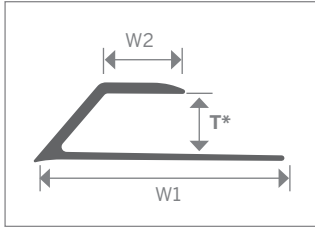

LVT to Tile Adapter for use where tile meets existing Luxury Vinyl Tile or Plank Flooring up to 1/4" (6.5mm) thick.

LENGTH: 8 FT | PACK SIZE: 12 PCS

*(T) APPLICATION THICKNESS

| Profile Number | Dimensions | Finishes | | | | | | | | | |
|----------------|---------------------------------|----------|-----|-----|-----|-----|-----|-----|-----|-----|-----|
| | | BBR | BCL | MIL | SAB | SBK | SCA | SCP | SDB | SGA | STI |
| CM2161 | T=1/4" (6.5mm), H=3/8" (10mm) | • | • | • | • | • | • | • | • | • | • |
| CM2162 | T=1/4" (6.5mm), H=1/2" (12.5mm) | • | • | • | • | • | • | • | • | • | • |

LVT FLOOR PROFILES



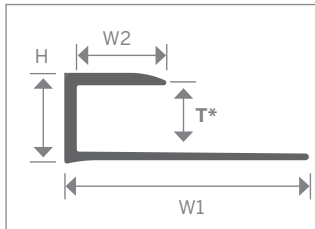

REDUCER

Reducer for use with Luxury Vinyl Tile or Plank Flooring.

LENGTH: 12 FT | PACK SIZE: 12 PCS

*(T) APPLICATION THICKNESS

| Profile Numbers | Dimensions | Finishes | | |
|-----------------|--|----------|-----|-----|
| | | SAB | SCA | STI |
| ADA LV8303 | T=5/64" - 1/8" (2mm - 3mm), W1=1" (25mm), W2=3/8" (10mm) | • | • | • |
| ADA LV8305 | T=5/32" - 13/64" (4mm - 5mm), W1=1" (25mm), W2=3/8" (10mm) | • | • | • |
| ADA LV8307 | T=15/64" - 9/32" (6mm - 7mm), W1=1" (25mm), W2=3/8" (10mm) | • | • | • |



J-MOLDING

J-Molding/End Cap for use with Luxury Vinyl Tile or Plank Flooring.

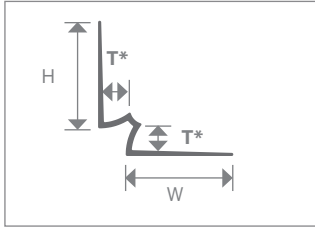
LENGTH: 12 FT | PACK SIZE: 12 PCS

*(T) APPLICATION THICKNESS

| Profile Numbers | Dimensions | Finishes | | |
|-----------------|--|----------|-----|-----|
| | | SAB | SCA | STI |
| ADA LV8503 | T=5/64" - 1/8" (2mm - 3mm), H=15/64" (6mm), W1=1" (25mm), W2=3/8" (10mm) | • | • | • |
| ADA LV8505 | T=5/32" - 13/16" (4mm - 5mm), H=19/64" (7.5mm), W1=1" (25mm), W2=3/8" (10mm) | • | • | • |
| ADA LV8507 | T=15/64" - 9/32" (6mm - 7mm), H=3/8" (10mm), W1=1" (25mm), W2=3/8" (10mm) | • | • | • |

* ADA Denotes ADA Compliant Profiles

LVT STAIR PROFILES



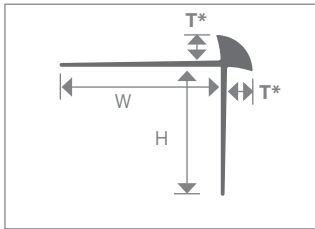
INSIDE COVE

Inside Cove for use with Luxury Vinyl Tile or Plank Flooring. Typically used to finish corners of stair tread-to-riser applications. Avoid dirt build-up in riser corners.

LENGTH: 12 FT | PACK SIZE: 12 PCS

*(T) APPLICATION THICKNESS

| Profile Numbers | Dimensions | Finishes | | |
|-----------------|---|----------|-----|-----|
| | | SAB | SCA | STI |
| LV8603 | T=5/64" - 1/8" (2mm - 3mm), H/W=1" (25mm) | • | • | • |
| LV8605 | T=5/32" - 13/64" (4mm - 5mm), H/W=1" (25mm) | • | • | • |
| LV8607 | T=15/64" - 9/32" (6mm - 7mm), H/W=1" (25mm) | • | • | • |



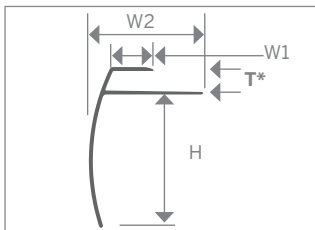
OUTSIDE CORNER SQUARE STAIR NOSE

Outside Corner Square Stair Nosing for use with Luxury Vinyl Tile or Plank Flooring. Minimal reveal outside corner edge provides clean finish.

LENGTH: 12 FT | PACK SIZE: 12 PCS

*(T) APPLICATION THICKNESS

| Profile Numbers | Dimensions | Finishes | | |
|-----------------|--|----------|-----|-----|
| | | SAB | SCA | STI |
| LV8803 | T=5/64" - 1/8" (2mm - 3mm), H=1" (25mm), W=1-1/4" (32mm) | • | • | • |
| LV8805 | T=5/32" - 13/64" (4mm - 5mm), H=1" (25mm), W=1-1/4" (32mm) | • | • | • |
| LV8807 | T=15/64" - 9/32" (6mm - 7mm), H=1" (25mm), W=1-1/4" (32mm) | • | • | • |



STAIR NOSING

Stair Nosing for use with Luxury Vinyl Tile or Plank Flooring.

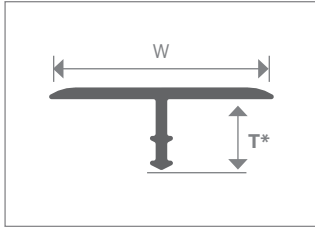
LENGTH: 12 FT | PACK SIZE: 12 PCS

*(T) APPLICATION THICKNESS

| Profile Numbers | Dimensions | Finishes | | |
|-----------------|---|----------|-----|-----|
| | | SAB | SCA | STI |
| LV8703 | T=5/64" - 1/8" (2mm - 3mm), H=1-7/8" (47.5mm), W1=3/8" (10mm), W2=1-5/8" (41mm) | • | • | • |
| LV8705 | T=5/32" - 13/64" (4mm - 5mm), H=1-7/8" (47.5mm), W1=3/8" (10mm), W2=1-5/8" (41mm) | • | • | • |
| LV8707 | T=15/64" - 9/32" (6mm - 7mm), H=1-7/8" (47.5mm), W1=3/8" (10mm), W2=1-5/8" (41mm) | • | • | • |

* ADA Denotes ADA Compliant Profiles

LVT MULTI-PURPOSE PROFILES



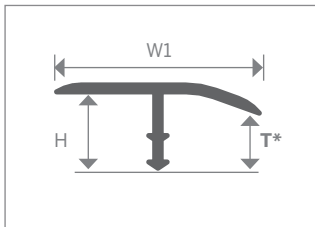
EXPANSION JOINT

Expansion Joint for use between Luxury Vinyl Tile/Plank Flooring and other flooring materials of equal heights where expansion is expected.

LENGTH: 8 FT | PACK SIZE: 12 PCS

*(T) APPLICATION THICKNESS

| Profile Number | Dimensions | Finishes | | | | | | | | | |
|----------------|------------------------------|----------|-----|-----|-----|-----|-----|-----|-----|-----|---|
| | | BBR | BCL | MIL | SBK | SCA | SCP | SDB | SGA | STI | |
| ADA CM1156 | T=5/16" (8mm), W=7/8" (22mm) | . | . | . | . | . | . | . | . | . | . |



JOINT REDUCER

Joint Reducer for use between Luxury Vinyl Tile/Plank Flooring and other flooring materials of different heights where expansions is expected.


LENGTH: 8 FT | PACK SIZE: 12 PCS

*(T) APPLICATION THICKNESS

| Profile Numbers | Dimensions | Finishes | |
|-----------------|---|----------|-----|
| | | SCA | STI |
| ADA CM1158 | T=13/64" - 9/32" (5mm - 7mm), H=5/16" - 3/8" (8mm - 10mm), W=7/8" (22mm) | . | . |

ALUMINUM FINISHES

(Finishes may not appear exactly as shown. Please request a sample prior to placing an order)



BCL
BRIGHT CLEAR




CVG
COVENTRY GOLD



DOK*
METAL DECOR DARK OAK




GOK*
METAL DECOR GOLDEN OAK



HAB
HAMMERED ANTIQUE BRONZE




HCR
HAMMERED COPPER



HGA
HAMMERED GOLD ANODIZED




HSI
HAMMERED SILVER




HTI
HAMMERED TITANIUM



KHG
KINTRIM HAMMERD GOLD



MIL
MILL FINISH



SAB
SATIN ANTIQUE BRONZE




SBK
SATIN BLACK



SCA
SATIN CLEAR ANODIZED



STI
SATIN TITANIUM



SGA
SATIN GOLD ANODIZED

****DISCLAMIER:** DO NOT USE MILL FINISH IN WET AREAS. MILL product is aluminum in its raw state, therefore there is a high risk of oxidization on the product and staining on the flooring material and/or grout when it is used in wet areas.

BROKEN CARTON POLICY

Less than full cartons may be purchased on select items with a minimum up charge of 20%, please contact your Customer Service Representatives for details. No returns will be granted for items that fall below the standard carton/pack size.

M-D PRO LIMITED WARRANTY

M-D Pro products are warranted for a period of 1 (one) year from date of shipment. All products will be subject to the following manufacture warranties; Products will conform to original product and contract description with only such reasonable variations as is acceptable in the trade. These products will be fit for the purposes for which they were intended and that they will be professionally packaged and labeled. M-D PRO will replace any defective product found if said defect is identified before installation. If a defect is found after installation, M-D PRO must be notified in writing within 10 days of installation. The customer must then, at M-D PRO's discretion, allow an inspection of the installation. If upon inspection, M-D PRO determines the product to be defective, M-D Pro will at its own discretion supply replacement materials that conform to the contract requirements or issue a credit equal to but not exceeding the original purchase price for the goods in question. M-D PRO assumes no liability or responsibilities for labor or the cost of other materials used in such installations.

These warranties do not circumvent any individual product category warranties implied or stated by M-D PRO.

Warranties do not apply to the following specified items, terms and conditions:

- A.** Exact matching of color, shade, texturing or mottling.
- B.** Any warranties, other than expressed above, implied or promised by any sales representative.
- C.** Tears, scratches, burns, or other damage caused by improper installation, improper use or maintenance.
- D.** Sales of "Seconds", or "Imperfect" goods.
- E.** Problem caused by moisture, hydrostatic pressure or alkali in the sub-floor.
- F.** Problem caused by installation with non-approved adhesive. If you are unsure about the suitability of a particular adhesive, please call us for our recommendations.
- G.** Product installed outdoors. M-D PRO products are designed for interior use only.
- H.** Color degradation caused by sunlight or other U.V. exposure. These warranties are supplied in lieu of any other warranty, expressed or implied. All product specifications are subject to change without notice.



5720 Ambler Drive
Mississauga, ON, L4W 2B1
Telephone: 1 800 565 6653
E-mail: service@mdteam.com
Website: www.mdpro.com

Part #: MPCATMDPRO
Print date: Dec. 2019